




Winter Workbook



WINTER VOCABULARY

Identify the pictures below. Use the word bank below to name each picture.









Word Bank:

| | | | |
|--------|--------|-------|-------|
| jacket | gloves | socks | scarf |
|--------|--------|-------|-------|

WINTER VOCABULARY

Identify the pictures below. Use the word bank below to name each picture.









Word Bank:

| | | | |
|----------|--------|---------|-------|
| umbrella | beanie | snowman | boots |
|----------|--------|---------|-------|

WINTER HANDWRITING

Practise your handwriting by carefully tracing the Winter themed words.



Winter Winter Winter



cocoa cocoa cocoa




snowman snowman



umbrella umbrella umbrella



gloves gloves gloves



chilly chilly chilly chilly



WINTER WORDSEARCH



Can you find the words hidden in the puzzle?

| | | | | | | | | | | | |
|---|---|---|---|---|---|---|---|---|---|---|---|
| V | T | D | L | E | G | G | I | N | G | S | K |
| H | R | R | H | U | S | L | N | D | A | L | S |
| S | O | I | A | B | O | O | T | S | J | I | T |
| T | W | T | S | C | K | V | R | H | A | T | R |
| N | S | E | P | Y | K | E | A | T | C | F | A |
| M | E | S | A | S | E | S | O | C | K | S | I |
| I | D | A | N | T | A | G | U | T | E | O | N |
| T | S | S | T | A | E | F | S | I | T | P | C |
| T | E | S | S | C | A | R | F | E | T | S | O |
| E | A | R | M | U | F | F | S | O | N | I | A |
| N | T | S | D | I | R | C | O | A | T | S | T |
| S | W | E | A | T | S | H | I | R | T | E | T |

HAT

JACKET

SWEATSHIRT

COAT

GLOVES

LEGGINGS

BOOTS

SOCKS

EARMUFFS

SCARF

SWEATER

TRACKSUIT

PANTS

MITTENS

RAINCOAT



WINTER COUNTING




Find and count the following items.




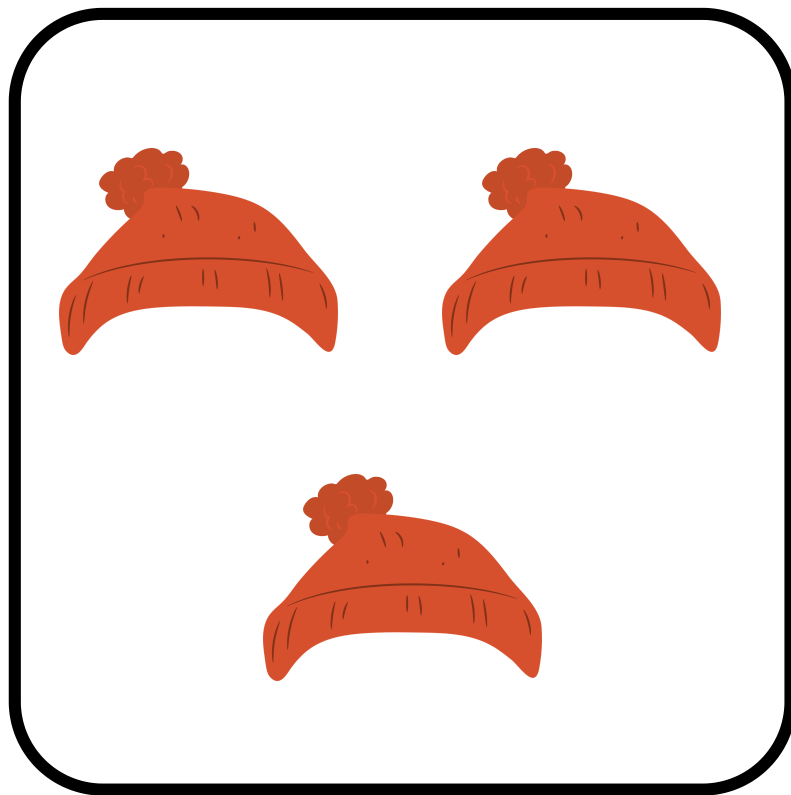







WINTER ADDITION



Add the number of images and write the answer in the box.


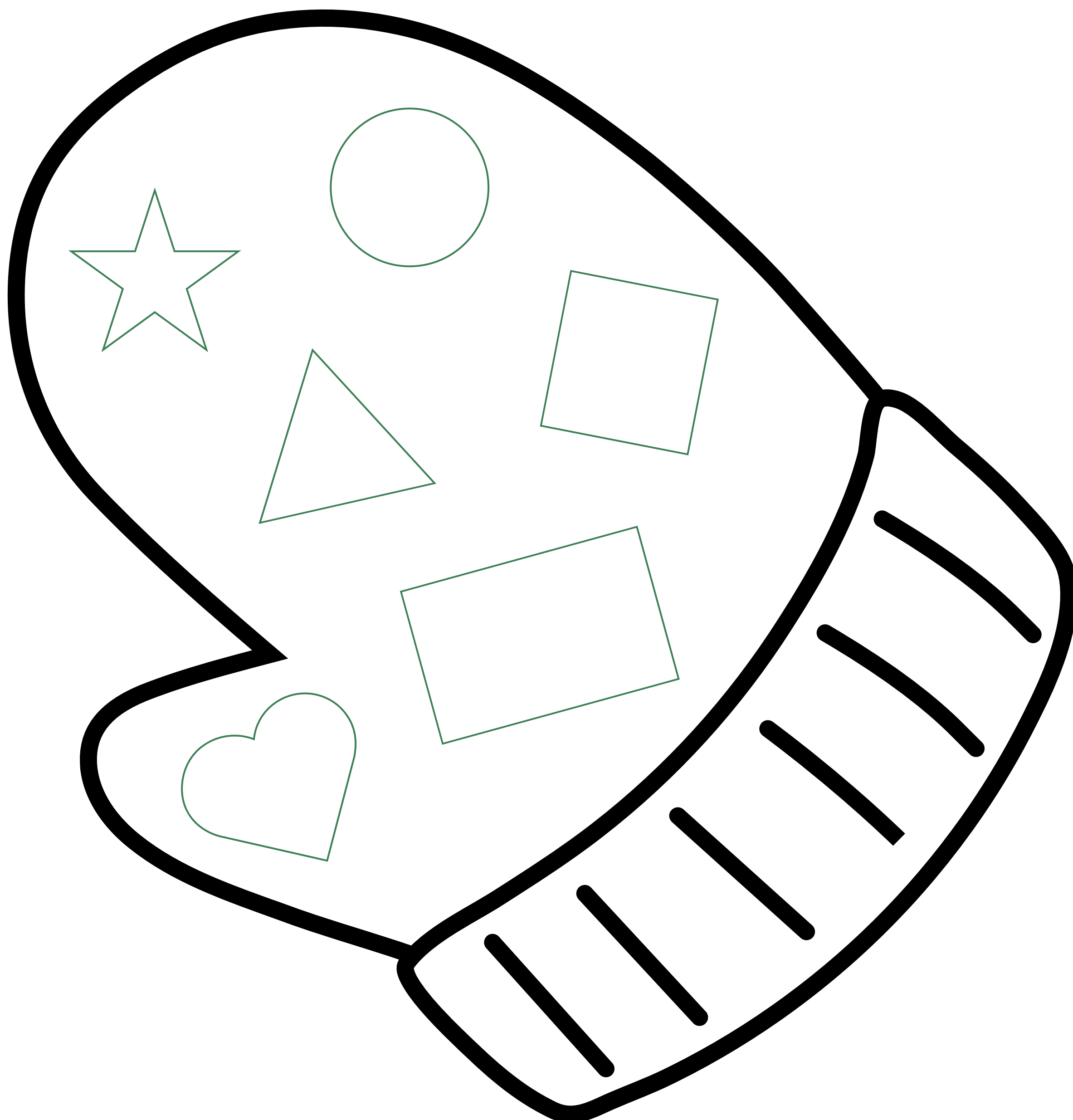




CUT AND PASTE




Can you carefully cut out the shapes and paste them in the appropriate places?





WINTER PATTERN

Look at the patterns below. Cut out the images at the bottom. Paste the image that comes next in each pattern.





WINTER PATTERN

Look at the patterns below. Cut out the images at the bottom. Paste the image that comes next in each pattern.







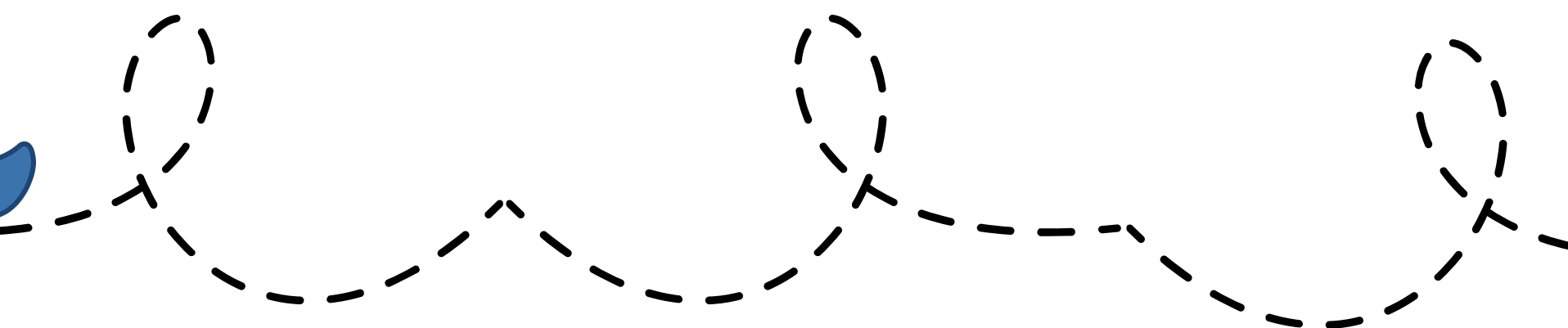



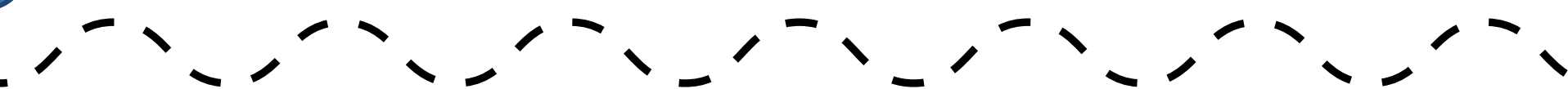

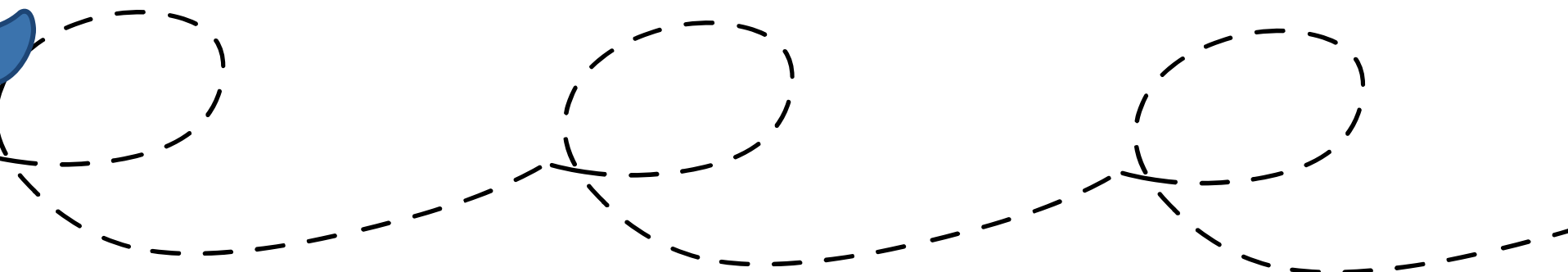


Winter Maze

Help little kid to reach his igloo.



Winter Tracing Activity

Trace the lines to connect the penguins to the igloos.






WINTER HAT

TRACING


Carefully trace the lines and then colour the winter hat.




Winter colour matching

Draw a line to match the winter icon with its matched colour



1.




2.



3.




4.




5.



6.





7.






Find My Shadow

Draw a line from the object to the correct shadow.









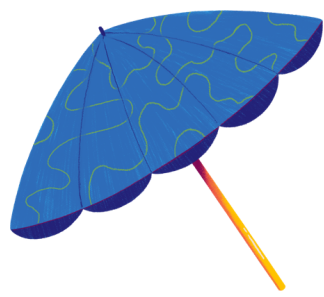







Find the Difference


Circle the different one between the pictures.



SUMMER OR WINTER?

Can the items below be used in winter or summer?
Circle all the winter items and place an x on all the summer items.






WINTER

Paper penguin mask







Cut out the penguin mask outline
and use an elastic string or ribbon
to secure the mask around your head.






The Winter Season

Bingo

sheet 1




Bingo sheet 2



Colour in sheet 1:

Follow the numbers to colour the picture.
Pick any colour you like for the parts without numbers.



Pink



Blue




Orange




Green




Brown



Red



Yellow



Purple



Grey




Colour in sheet 2



Colour in sheet 3





Winter colour in bookmarks

