



DSSA

Down Syndrome South Africa




# Mother's Day

Workbook for kids




# ALL ABOUT MY MOM

Complete with information about your mom



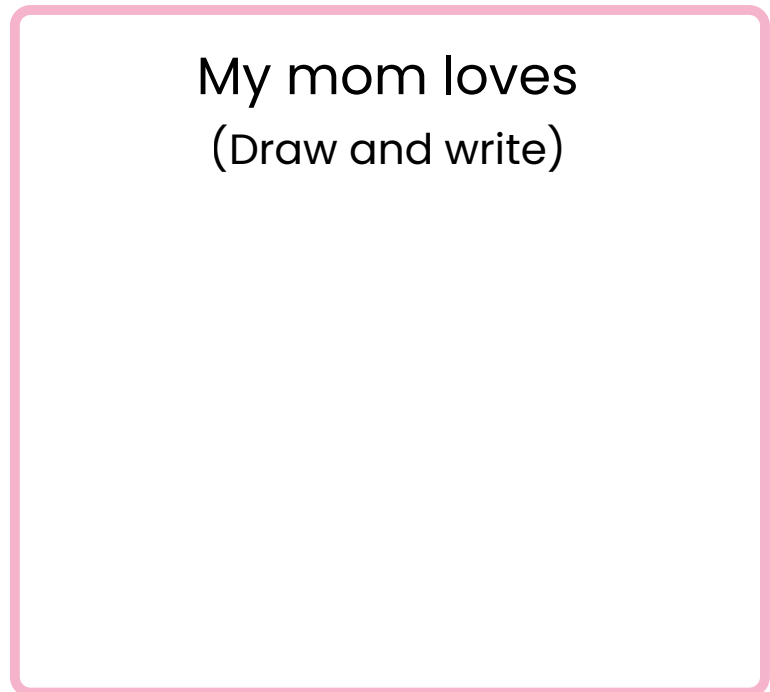
This is my mom!




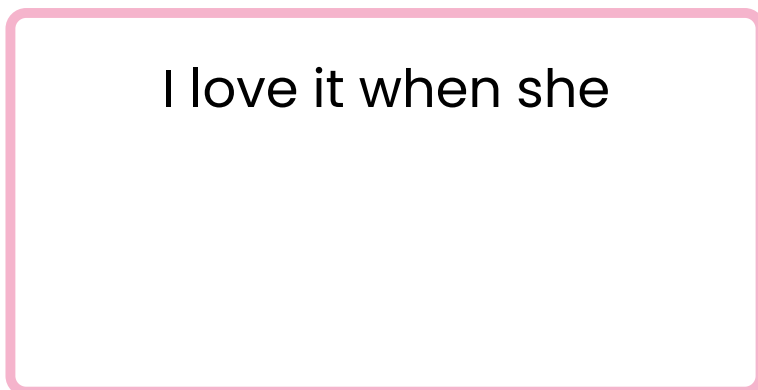
My mom's name is




My mom loves  
(Draw and write)




I love it when she




My mom is  
really good at



My mom  
always says





# MOTHER'S DAY

## SURPRISE



Use the words in the box below to complete the sentences.

scissors	card	paper	blue	special
bed	hug	happy	loved	crayons

Lily wanted to do something \_\_\_\_\_  
for her mom on Mother's Day.

She decided to make a \_\_\_\_\_ for her.

First, Lily drew a big heart on a piece of \_\_\_\_\_.


Then, she colored it with her favorite colors; pink,  
purple, and \_\_\_\_\_. Next, Lily carefully cut out the  
heart shape with the \_\_\_\_\_. After that, she wrote "I  
love you, Mommy" on the heart with her \_\_\_\_\_.

Finally, Lily tiptoed into the bedroom and put the heart  
on the table next to her mom's \_\_\_\_\_. When her  
mom woke up and saw the surprise, she smiled and  
gave Lily a big \_\_\_\_\_. "Thank you, sweetie! This is  
the best Mother's Day gift ever," her mom said happily.

Lily felt so \_\_\_\_\_ that she had made her mom  
smile. And that's how Lily's Mother's Day surprise made  
her mom feel \_\_\_\_\_.



# MOTHER'S DAY WORD SEARCH



Circle words in the puzzle below.

M	P	A	T	I	E	N	T	H
O	A	K	I	N	D	A	E	M
M	R	R	V	G	M	A	A	E
M	E	S	E	D	R	E	C	R
Y	N	A	N	T	V	O	H	C
H	T	A	R	O	R	S	E	A
F	R	F	L	O	W	E	R	R
G	E	R	O	S	E	T	Y	E
H	K	I	S	S	E	S	R	W

Mommy

Teacher

Rose

Parent

Love

Kisses

Kind

Grandma

Care


Flower

Patient


Heart


# MOTHER'S DAY MATCHING

Write the correct letter in the bubble from the list of words in the table



a. mother
b. son
c. card
d. flower
e. daughter
f. perfume
g. letter
h. cupcake
i. heart
j. baby






# MOTHER AND BABY MATCHING



Draw a line to connect the mother animal to her baby



duck ●



donkey ●




dog ●




pig ●



sheep ●




horse ●



cow ●


● foal




● duckling




● foal



● calf



● puppy



● piglet






● lamb







# MATCH THE SHADOW!

Draw a line to match the figure with its shadow



# MOTHER'S DAY LABRINTH

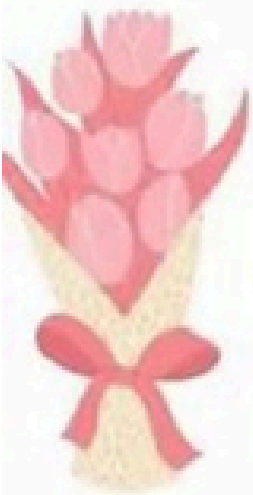



How many flowers can the little girl put in her basket to give her mother, following the right path?



Number of the flowers	
-----------------------	--



# TRACING ACTIVITY





# TRACING ACTIVITY




Read the poem for mom and trace the dotted words

Roses are  
RED



Violets are  
BLUE






You're the best

MOMMY

And I LOVE

YOU



# Counting Activity 1

Count the objects and write the numbers.




# Counting Activity 2

Count the objects and circle the correct numbers.




BEST MOM BEST MOM BEST MOM BEST MOM

3 4 6




I MOM I MOM I MOM I MOM

4 5 6



Happy Mother's Day Happy Mother's Day Happy Mother's Day


3 6 9



5 6 8



1 2 3



MOM MOM MOM MOM MOM




4 5 8



# A SHAPE PIZZA FOR MOM



Let's decorate this pizza for Mom! Follow the colour guide and colour the shapes. When done, count how many of each shape are in the pizza and write them in the boxes below.





# Happy Mother's Day!


## MOM'S COUPONS

Colour in and cut out the mother's day coupons



This coupon is good for

# Help with Laundry



This coupon is good for

# Taking the trash out




This coupon is good for

A Night Free  
of Dishes



This coupon is good for

Unlimited  
Hugs



This coupon is good for

A cup of  
Tea/Coffee

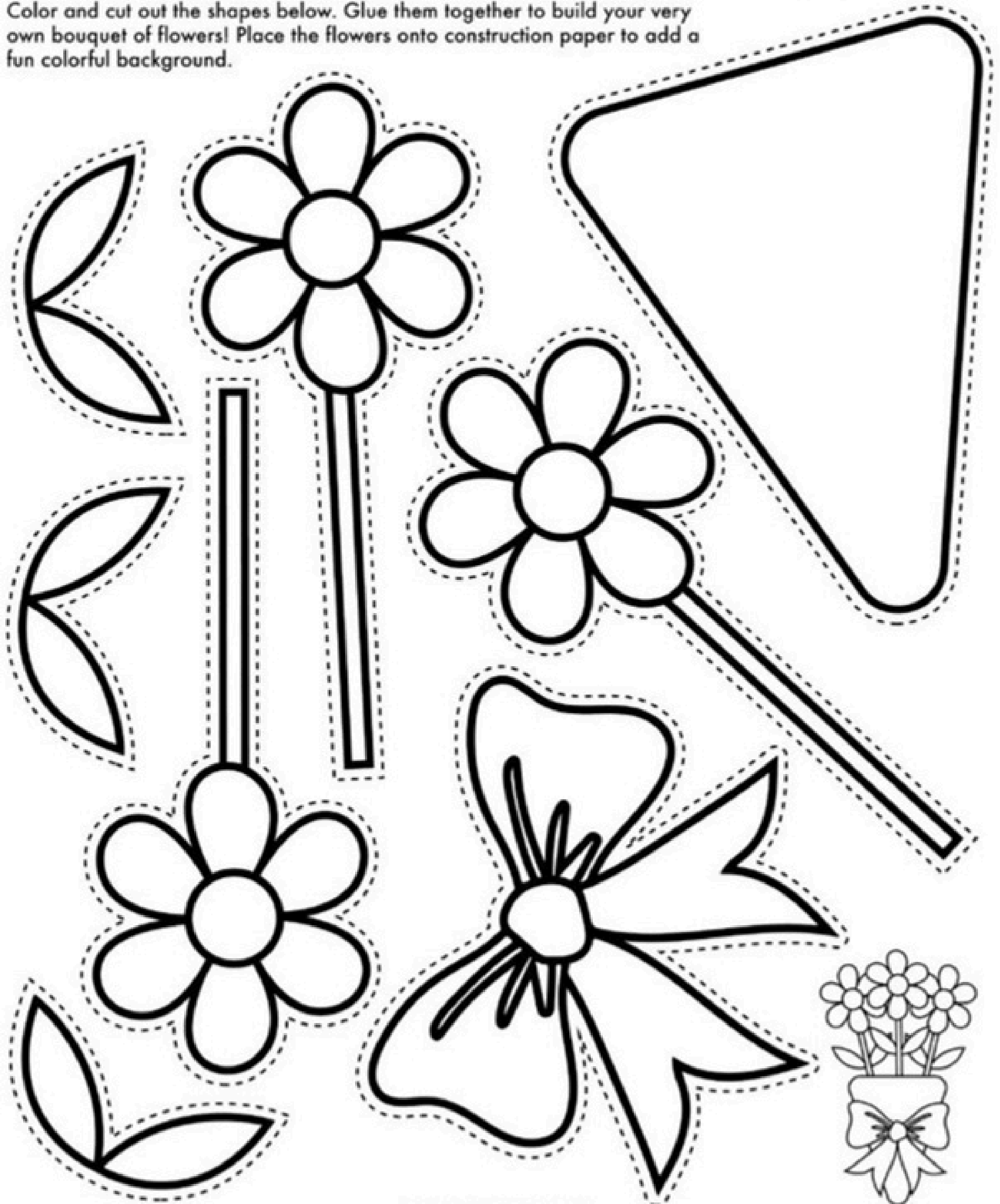




# BUILD A BOUQUET OF FLOWERS FOR MOM



Color and cut out the shapes below. Glue them together to build your very own bouquet of flowers! Place the flowers onto construction paper to add a fun colorful background.



Colour in sheet 1



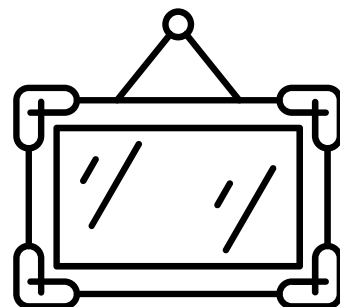
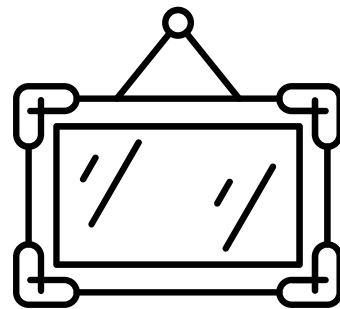

HAPPY  
MOTHER'S  
DAY

TO THE  
BEST MOM  
EVER



**HAPPY**  
**MOTHER'S DAY**

Colour in sheet 3




HAPPY  
MOTHER'S  
DAY

*You are hereby certified as the*

# BEST MOM EVER!

*Sun or moon,  
Rain or shine  
You're the best -  
I'm glad you're mine!*




# Make your own Mothers day card

FOLD HERE

FOLD HERE

HAPPY  
MOTHER'S DAY!



# MOTHERS DAY

# BINGO



# MOTHERS DAY

# BINGO

