



Down Syndrome South Africa

DSSA



SPRING WORKBOOK







ladybug



boot




flower



bee




rain




egg




bird




snail



sprout



rabbit



sun




honey

Name _____


Date _____

SPRING VOCABULARY


Identify the pictures below. Use the word bank below to name each picture.



.....



.....



.....



.....

Word Bank:

rain	nest	bee	sun
------	------	-----	-----


Name _____


Date _____

SPRING VOCABULARY

Identify the pictures below. Use the word bank below to name each picture.









Word Bank:

caterpillar

flower

butterfly


leaf




SpringTime



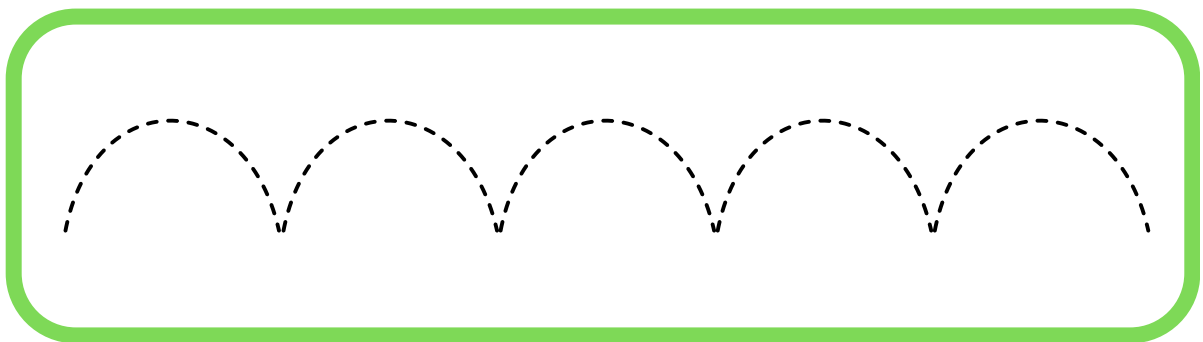
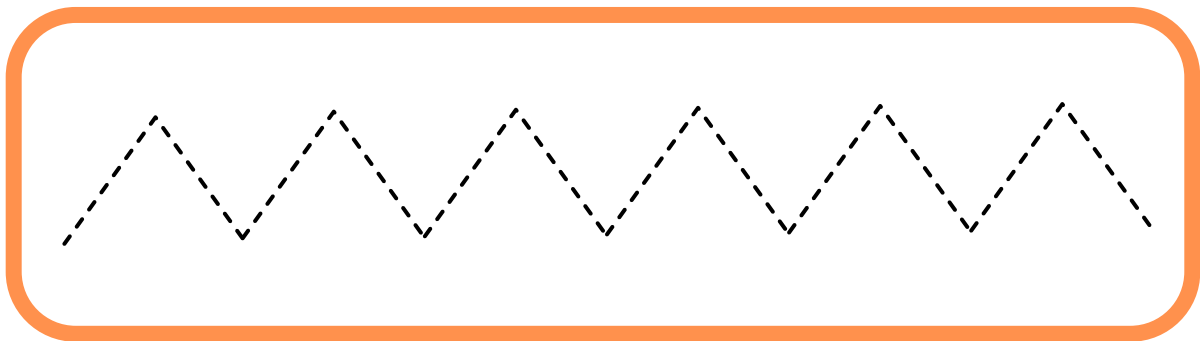
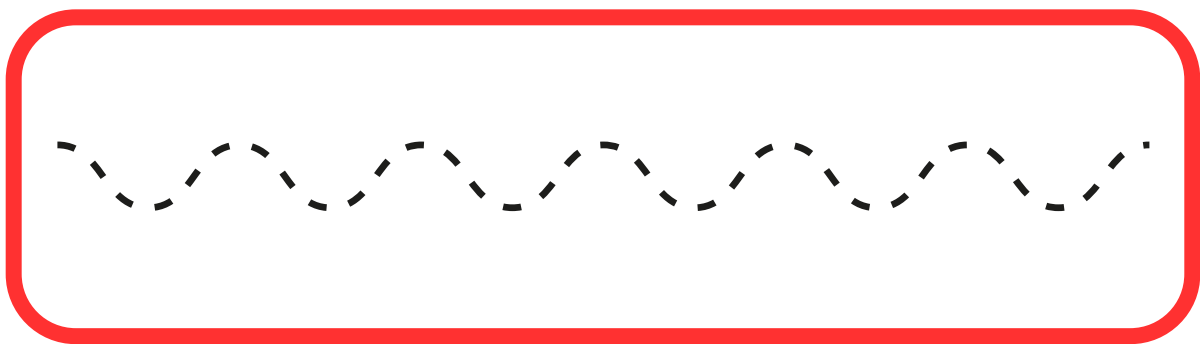


Word list:
BLOOM
FLOWER
GRASS
GREEN
GROW
NEST
PARK
RAIN
SEED
WARM



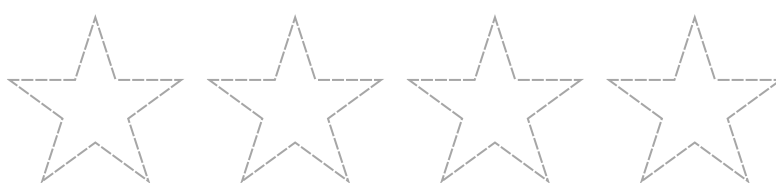

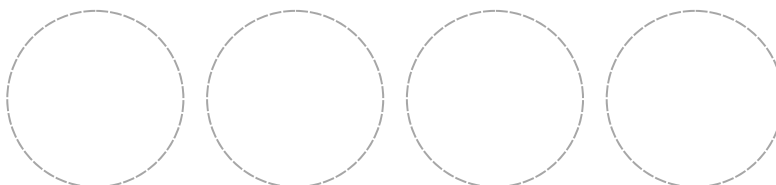

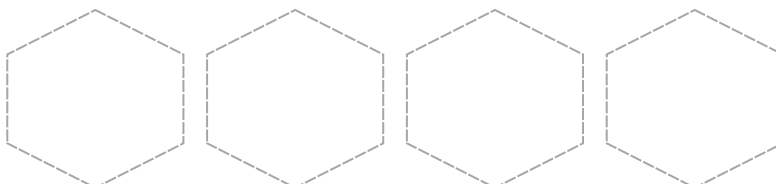
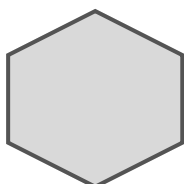


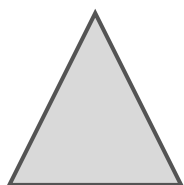

Line Tracing





TRACING SHAPES

Trace all the shapes





Name :

Date :

Matching Colors

Draw a line to Match the crayon color with the object color.



Name:

Class:

Date:

Smallest

Circle the smallest object in
each row.




Name:

Class:

Date:

Biggest

Circle the biggest object in
each row.







Name _____



Date _____

SPRING COUNTING

Count the fruits and circle the correct number.

	<div>5</div> <div>6</div> <div>4</div>
	<div>2</div> <div>1</div> <div>3</div>

	<div>9</div> <div>10</div> <div>8</div>
	<div>1</div> <div>2</div> <div>3</div>







	<div>6</div> <div>4</div> <div>5</div>
	<div>5</div> <div>6</div> <div>4</div>

Name _____

Date _____

SPRING COUNTING

Count the vegetables and circle the correct number.







	<div>4</div> <div>6</div> <div>5</div>		<div>9</div> <div>10</div> <div>8</div>
	<div>6</div> <div>5</div> <div>4</div>		<div>2</div> <div>3</div> <div>4</div>
	<div>4</div> <div>5</div> <div>6</div>		<div>7</div> <div>8</div> <div>9</div>

Name _____

Date _____

SPRING COUNTING

Count the ladybug spots and circle the correct number.


	<div>1</div> <div>3</div> <div>2</div>
	<div>3</div> <div>2</div> <div>1</div>
	<div>4</div> <div>6</div> <div>5</div>
	<div>5</div> <div>7</div> <div>6</div>
	<div>9</div> <div>10</div> <div>8</div>
	<div>1</div> <div>2</div> <div>3</div>

Name _____

Date _____



SPRING GRAPH

Find and graph the items listed. Then answer the questions below.



10				
9				
8				
7				
6				
5				
4				
3				
2				
1				

How many of each?



Which item did you find the most of? _____

Which item did you find the least of? _____









Name _____

Date _____

SPRING PATTERN

Look at the patterns below. Cut out the images at the bottom. Paste the image that comes next in each pattern.



Name _____

Date _____

SPRING COLORING

Color the picture below.



Name _____

Date _____

SPRING COLORING







Color the picture below.



SPRINGTIME MEMORY GAME












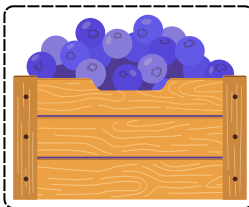

Print 2 sheets, cut out the squares, and play memory games!

Why not try a game of pairs, or snap?



My Fruit Store!

Cut out the fruits and place them neatly on the shelf.


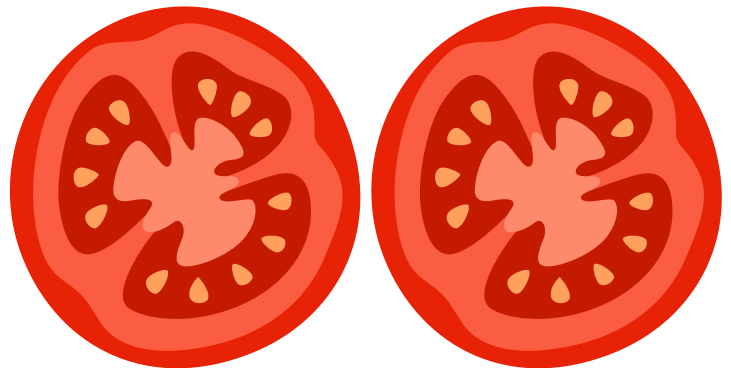







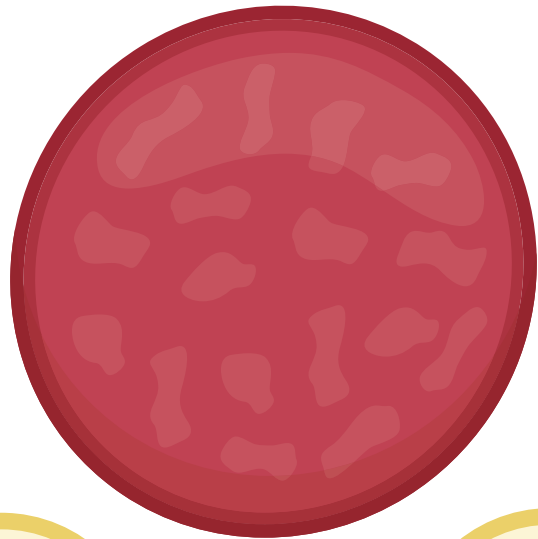


WHAT DO YOU LIKE ON YOUR TOAST

TICK YOUR FAVORITE TOPPINGS BELOW:

- | | | | |
|----------|--------------------------|-----------|--------------------------|
| TOMATO | <input type="checkbox"/> | CHEESE | <input type="checkbox"/> |
| CUCUMBER | <input type="checkbox"/> | YOGURT | <input type="checkbox"/> |
| MUSHROOM | <input type="checkbox"/> | CHOCOLATE | <input type="checkbox"/> |
| EGG | <input type="checkbox"/> | JAM | <input type="checkbox"/> |
| LETTUCE | <input type="checkbox"/> | BANANA | <input type="checkbox"/> |
| SALAMI | <input type="checkbox"/> | BLUEBERRY | <input type="checkbox"/> |

CUT AND PASTE THEM ON THE TOAST HERE:





Snakes & Lilies

Help froggy get home. Say the past tense of each verb, but watch out for snakes!

